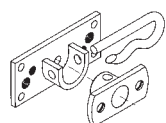




## Motori tubolari Tubular motors

## ETR - ETR-A - LP&S-R - ET-S - LP&P - LP&S - SUAW-EL - CD 45



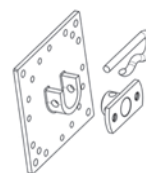
2204145



NO ET-S

**Staffa con perno rotondo a due posizioni**  
*Bracket with two positions round pin and housing*

CONF. 5 PZ / PACK. 5 PCS



2204011



NO ET-S

**Staffa 100x100 con sella per perno rotondo a due posizioni**  
*100x100 bracket with two positions round pin*

CONF. 5 PZ / PACK. 5 PCS

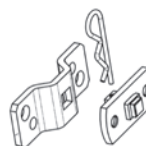


2204000



**Piastrino perno quadrato**  
*Square pin plate*

CONF. 5 PZ / PACK. 5 PCS

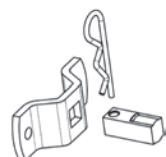


2204014



**Staffa con perno quadrato completa di culla. Interasse 48/60 mm**  
*Bracket with square pin center-to-center distance 48/60 mm*

CONF. 5 PZ / PACK. 5 PCS



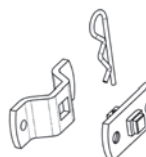
2204002



NO ET-S

**Staffa con perno quadrato a "scatto" completa di culla. Interasse 48 mm e fori filettati (solo per motori con max 20 Nm)**  
*Bracket with "click" square pin Threaded holes with center-to-center distance 48 mm (only for motors max 20 Nm)*

CONF. 5 PZ / PACK. 5 PCS

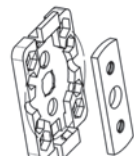


2204001



**Staffa con perno quadrato completa di culla. Interasse 48 mm e fori filettati**  
*Bracket with square pin threaded holes with center-to-center distance 48 mm*

CONF. 5 PZ / PACK. 5 PCS



2204003



**Staffa ad innesto "rapido". Ridottissime dimensioni di ingombro e facile applicazione (solo per motori con max 35 Nm)**  
*Fast connection bracket minimum overall dimensions (only for motors max 35 Nm)*

CONF. 5 PZ / PACK. 5 PCS




2204022



**Staffa per supporti tipo "Torino" (aggiungere il perno quadrato per motori)**  
*Bracket for support type "Torino" (match with square pin for motors)*

CONF. 5 PZ / PACK. 5 PCS



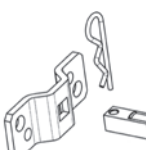
2204004



NO ET-S

**Staffa con perno quadrato a scatto e culla per innesto del perno "dall'alto" (solo per motori con max 20 Nm)**  
*Bracket with "open" housing for the click square pin (only for motors max 20 Nm)*

CONF. 5 PZ / PACK. 5 PCS



2204025



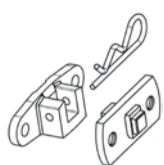
NO ET-S

**Staffa con perno quadrato a "scatto" completa di culla. Interasse 48/60 mm (solo per motori con max 20 Nm)**  
*Bracket with "click" square pin Center-to-center distance 48/60 mm (only for motors max 20 Nm)*

CONF. 5 PZ / PACK. 5 PCS

**Motori tubolari**  
*Tubular motors*

## ETR - ETR-A - LP&S-R - ET-S - LP&P - LP&S - SUAW-EL - CD 45

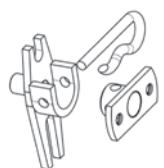


**2204032**



**Staffa con perno quadrato con culla per innesto del perno "dall'alto"** (solo per motori con max 30 Nm)  
*Bracket with "open" housing for the square pin. Clutch the pin from "above" (only for motors max 30 Nm)*

CONF. 5 PZ / PACK. 5 PCS



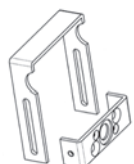
**2204112**



**Staffa autocentrante per tende completa di sella e perno rotondo a due posizioni**  
*Bracket for awnings with two positions round pin*

CONF. 5 PZ / PACK. 5 PCS

NO ET-S

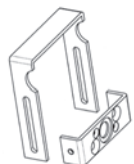


**2204042**



**Staffa per mini cassonetti**  
**Lunghezza 137 mm**  
*Bracket for mini boxes*  
*Length 137 mm*

CONF. 5 PZ / PACK. 5 PCS

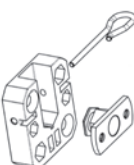


**2204107**



**Staffa per mini cassonetti**  
**Lunghezza 90 mm**  
*Bracket for mini boxes*  
*Length 90 mm*

CONF. 5 PZ / PACK. 5 PCS

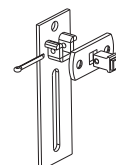


**2204045**



**Staffa in zama con perno esagonale.**  
**L'inserimento del perno avviene "dall'alto"**  
*Metal bracket with hexagonal pin.*  
*Clutch the pin from "above"*

CONF. 5 PZ / PACK. 5 PCS



**2204206**



**Staffa regolabile verticalmente con perno quadrato a due posizioni**  
*Adjustable bracket with two positions square pin*

CONF. 5 PZ / PACK. 5 PCS

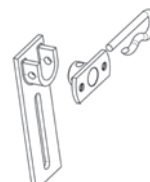


**2204088**



**Staffa 100 x 100**  
*100 x 100 bracket plate*

CONF. 5 PZ / PACK. 5 PCS



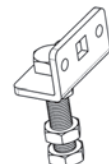
**2204100**



**Staffa regolabile verticalmente con perno rotondo a due posizioni**  
*Adjustable bracket with two positions round pin*

CONF. 5 PZ / PACK. 5 PCS

NO ET-S




**2204017**



**Staffa con perno Ø 10 per innesto diretto su murature già esistenti.**  
**Ideale nelle ristrutturazioni.**  
*Bracket Ø 10 threading pin for the direct clutch*  
*ideal for the existing clamp*

CONF. 5 PZ / PACK. 5 PCS



**2204037**



**Staffa con perno Ø 10 per innesto diretto con perno quadrato a "scatto" e copiglia** (solo per motori con max 20 Nm)  
*Bracket with Ø 10 "click" square pin and splint pin for the direct clutch (only for motors max 20 Nm)*

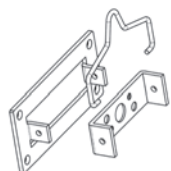
CONF. 5 PZ / PACK. 5 PCS

NO ET-S



**Motori tubolari**  
*Tubular motors*

## ETR - ETR-A - LP&S-R - ET-S - LP&P - LP&S - SUAW-EL - CD 45

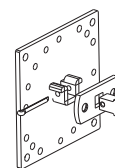


**2204109**



**Staffa minimo ingombro**  
*Minimum overall dimensions bracket*

CONF. 5 PZ / PACK. 5 PCS

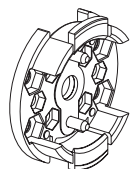


**2204198**



**Staffa 100x100 per perno quadrato**  
*100 x 100 bracket with two positions square pin*

CONF. 5 PZ / PACK. 5 PCS



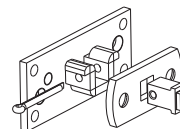
**2204167**



**CLIPPO**  
**Staffa clippabile per coppie alte**  
*CLIPPO*  
*Clipable bracket for high torques*

CONF. 5 PZ / PACK. 5 PCS

NO ET-S

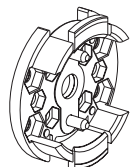


**2204202**



**Staffa con culla per perno quadrato.**  
**Interasse 48/60 mm**  
*Bracket with two positions square pin*  
*Centre to centre distance 48/60 mm*

CONF. 5 PZ / PACK. 5 PCS



**2204170**



**CLIPPO**  
**Staffa clippabile per coppie basse (max 10 Nm)**  
*CLIPPO*  
*Clipable bracket for low torques (max 10 Nm)*

CONF. 5 PZ / PACK. 5 PCS