

Radio technology RTW

ETR-A 45: Finecorsa radio / Radio end limit switch

**Facile regolazione
del finecorsa dal telecomando**
*Easy end limits adjustment
by the transmitter*

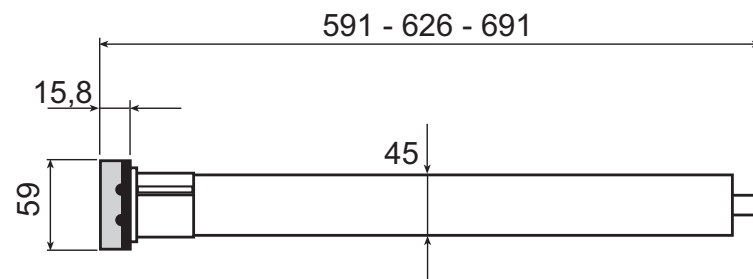
**Chiusura perfetta
del cassonetto
mantenuta nel tempo**
*Cassette perfect closure
always maintained*

**Compensazione automatica
della tensione della tenda**
*Automatic fabric deformation
compensation*








**Minimo cablaggio
(comandi solo via radio)**
*Minimal wiring
(only radio remote controls)*

Ø45 ETR-A

**Motore tubolare Ø45 con finecorsa radio specifico per
applicazioni su tende da sole a cassonetto.**
*Tubular motor Ø45 with radio end limit switch specific for
cassette awnings.*



Caratteristiche tecniche / Technical features

| CODICE CODE | DESCRIZIONE DESCRIPTION | COPPIA TORQUE | VELOCITÀ SPEED | GIRI FC LS ROUNDS | ASSORBIMENTO CONSUMPTION | ALIMENTAZIONE POWER SUPPLY | GRADO DI PROT. PROT. DEGREE | LUNGHEZZA LENGTH | PESO MOTORE MOTOR WEIGHT | IMBALLO PACKAGE | CERTIFICAZIONE CERTIFICATION |
|----------------|----------------------------|------------------|-------------------|----------------------|-----------------------------|-------------------------------|--------------------------------|---------------------|-----------------------------|--------------------|---|
| 2241242 | ETR-A 10-16 | 10 Nm | 16 Rpm | infiniti/infinite | 125 W | 230 V ~ / 50 Hz | IP 44 | 591 mm | 2,13 Kg | 1 pz/pc | NF  CE |
| 2243255 | ETR-A 20-16 | 20 Nm | 16 Rpm | infiniti/infinite | 180 W | 230 V ~ / 50 Hz | IP 44 | 626 mm | 2,38 Kg | 1 pz/pc | NF  CE |
| 2245204 | ETR-A 30-16 | 30 Nm | 16 Rpm | infiniti/infinite | 235 W | 230 V ~ / 50 Hz | IP 44 | 691 mm | 2,84 Kg | 1 pz/pc | NF  CE |
| 2246100 | ETR-A 35-16 | 35 Nm | 16 Rpm | infiniti/infinite | 285 W | 230 V ~ / 50 Hz | IP 44 | 691 mm | 2,85 Kg | 1 pz/pc | NF  CE |
| 2247186 | ETR-A 40-16 | 40 Nm | 16 Rpm | infiniti/infinite | 270 W | 230 V ~ / 50 Hz | IP 44 | 691 mm | 2,88 Kg | 1 pz/pc | NF  CE |
| 2248081 | ETR-A 45-12 | 45 Nm | 12 Rpm | infiniti/infinite | 260 W | 230 V ~ / 50 Hz | IP 44 | 691 mm | 2,85 Kg | 1 pz/pc | NF  CE |
| 2249201 | ETR-A 50-12 | 50 Nm | 12 Rpm | infiniti/infinite | 285 W | 230 V ~ / 50 Hz | IP 44 | 691 mm | 2,88 Kg | 1 pz/pc | NF  CE |

Lunghezza cavo 2,5 m - 3 conduttori / Cable length 2,5 m - 3 wires

Radio technology RTW

ETR-A 45: Finecorsa radio / Radio end limit switch

Applicazione Application

Tende da sole a
cassonetto
Cassette sun
awnings

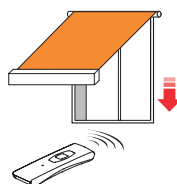


Dati prestazionali / Performance data

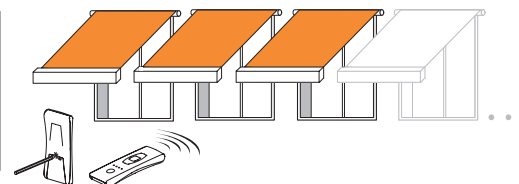
| CODICE CODE | DESCRIZIONE DESCRIPTION | COPPIA TORQUE | VELOCITÀ SPEED | MOTORE MOTOR | TUBO TONDO ROUND TUBE | 2 BRACCIA 2 ARMS | 4 BRACCIA 4 ARMS | 6 BRACCIA 6 ARMS |
|----------------|----------------------------|------------------|-------------------|-----------------|--------------------------|-------------------------|-------------------------|-------------------------|
| | | | | | | SPORGENZA PROJECTION | SPORGENZA PROJECTION | SPORGENZA PROJECTION |
| 2241242 | ETR-A 10-16 | 10 Nm | 16 Rpm | Ø 45 | (*) | / | / | / |
| 2243255 | ETR-A 20-16 | 20 Nm | 16 Rpm | Ø 45 | (*) | / | / | / |
| 2245204 | ETR-A 30-16 | 30 Nm | 16 Rpm | Ø 45 | Ø 70 | 2 m | / | / |
| 2246100 | ETR-A 35-16 | 35 Nm | 16 Rpm | Ø 45 | Ø 70 | 2,5 m - 3 m | / | / |
| 2247186 | ETR-A 40-16 | 40 Nm | 16 Rpm | Ø 45 | Ø 70 | 3,5 m - 4 m | 2 m - 2,5 m - 3 m | / |
| 2248081 | ETR-A 45-12 | 45 Nm | 12 Rpm | Ø 45 | Ø 70 | / | 3,5 m | / |
| 2249201 | ETR-A 50-12 | 50 Nm | 12 Rpm | Ø 45 | Ø 70 | / | 4 m | 2 m - 2,5 m |

(*) Prego contattare il nostro servizio tecnico / Please contact our technical support

Impostazione semi-automatica
del finecorsa di chiusura
Semi-automatic
setting of the close end limit



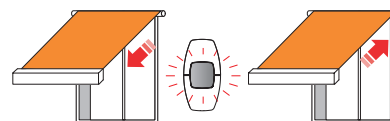
Facile impostazione dei
comandi di gruppo
Easy group controls
adjustment




Minimo cablaggio
(comandi solo via radio)
Minimal wiring
(only radio remote controls)



Facile inversione
del senso di
rotazione dal telecomando
Easy inversion of the
sense of rotation
by the transmitters



Chiusura perfetta del
cassonetto mantenuta nel tempo
Cassette perfect closure
always maintained



Compensazione automatica
della tensione della tenda
Automatic fabric deformation
compensation



Accessori Accessories

Staffe Brackets

p.71



Adattatori Adapters

p.78



Controlli radio Remote controls

p.16



Download
Selezionare 1 codice
QR alla volta
Select 1 single QR
code each time

Guida programmazione Programming guide



Manuale d'uso Instruction manual



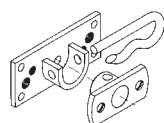
Dichiarazione di conformità Conformity declaration





Motori tubolari
Tubular motors

ETR - ETR-A - LP&S-R - ET-S - LP&P - LP&S - SUAW-EL - CD 45



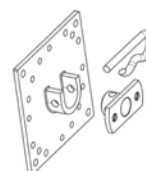
2204145



NO ET-S

Staffa con perno rotondo a due posizioni
Bracket with two positions round pin and housing

CONF. 5 PZ / PACK. 5 PCS



2204011



NO ET-S

Staffa 100x100 con sella per perno rotondo a due posizioni
100x100 bracket with two positions round pin

CONF. 5 PZ / PACK. 5 PCS

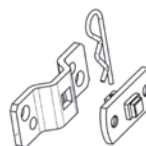


2204000



Piastrino perno quadrato
Square pin plate

CONF. 5 PZ / PACK. 5 PCS



2204014



Staffa con perno quadrato completa di culla. Interasse 48/60 mm
Bracket with square pin center-to-center distance 48/60 mm

CONF. 5 PZ / PACK. 5 PCS



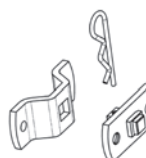
2204002



NO ET-S

Staffa con perno quadrato a "scatto" completa di culla. Interasse 48 mm e fori filettati (solo per motori con max 20 Nm)
Bracket with "click" square pin Threaded holes with center-to-center distance 48 mm (only for motors max 20 Nm)

CONF. 5 PZ / PACK. 5 PCS

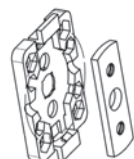


2204001



Staffa con perno quadrato completa di culla. Interasse 48 mm e fori filettati
Bracket with square pin threaded holes with center-to-center distance 48 mm

CONF. 5 PZ / PACK. 5 PCS



2204003



Staffa ad innesto "rapido". Ridottissime dimensioni di ingombro e facile applicazione (solo per motori con max 35 Nm)
Fast connection bracket minimum overall dimensions (only for motors max 35 Nm)

CONF. 5 PZ / PACK. 5 PCS




2204022



Staffa per supporti tipo "Torino" (aggiungere il perno quadrato per motori)
Bracket for support type "Torino" (match with square pin for motors)

CONF. 5 PZ / PACK. 5 PCS



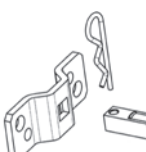
2204004



NO ET-S

Staffa con perno quadrato a scatto e culla per innesto del perno "dall'alto" (solo per motori con max 20 Nm)
Bracket with "open" housing for the click square pin (only for motors max 20 Nm)

CONF. 5 PZ / PACK. 5 PCS



2204025



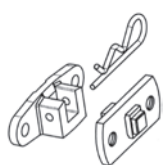
NO ET-S

Staffa con perno quadrato a "scatto" completa di culla. Interasse 48/60 mm (solo per motori con max 20 Nm)
Bracket with "click" square pin Center-to-center distance 48/60 mm (only for motors max 20 Nm)

CONF. 5 PZ / PACK. 5 PCS

Motori tubolari
Tubular motors

ETR - ETR-A - LP&S-R - ET-S - LP&P - LP&S - SUAW-EL - CD 45

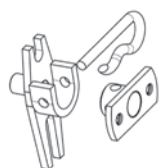


2204032



Staffa con perno quadrato con culla per innesto del perno "dall'alto" (solo per motori con max 30 Nm)
Bracket with "open" housing for the square pin. Clutch the pin from "above" (only for motors max 30 Nm)

CONF. 5 PZ / PACK. 5 PCS



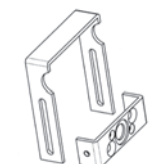
2204112



Staffa autocentrante per tende completa di sella e perno rotondo a due posizioni
Bracket for awnings with two positions round pin

CONF. 5 PZ / PACK. 5 PCS

NO ET-S

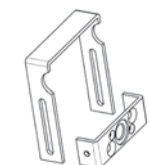


2204042



Staffa per mini cassonetti
Lunghezza 137 mm
Bracket for mini boxes
Length 137 mm

CONF. 5 PZ / PACK. 5 PCS

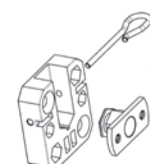


2204107



Staffa per mini cassonetti
Lunghezza 90 mm
Bracket for mini boxes
Length 90 mm

CONF. 5 PZ / PACK. 5 PCS

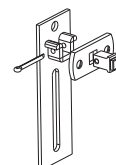


2204045



Staffa in zama con perno esagonale.
L'inserimento del perno avviene "dall'alto"
Metal bracket with hexagonal pin.
Clutch the pin from "above"

CONF. 5 PZ / PACK. 5 PCS

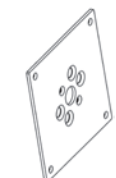


2204206



Staffa regolabile verticalmente con perno quadrato a due posizioni
Adjustable bracket with two positions square pin

CONF. 5 PZ / PACK. 5 PCS

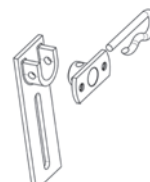


2204088



Staffa 100 x 100
100 x 100 bracket plate

CONF. 5 PZ / PACK. 5 PCS



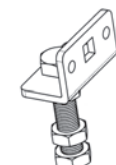
2204100



Staffa regolabile verticalmente con perno rotondo a due posizioni
Adjustable bracket with two positions round pin

CONF. 5 PZ / PACK. 5 PCS

NO ET-S




2204017



Staffa con perno Ø 10 per innesto diretto su murature già esistenti.
Ideale nelle ristrutturazioni.
Bracket Ø 10 threading pin for the direct clutch
ideal for the existing clamp

CONF. 5 PZ / PACK. 5 PCS



2204037



Staffa con perno Ø 10 per innesto diretto con perno quadrato a "scatto" e copiglia (solo per motori con max 20 Nm)
Bracket with Ø 10 "click" square pin and splint pin for the direct clutch (only for motors max 20 Nm)

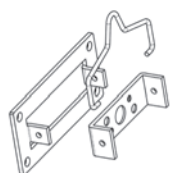
CONF. 5 PZ / PACK. 5 PCS

NO ET-S



Motori tubolari
Tubular motors

ETR - ETR-A - LP&S-R - ET-S - LP&P - LP&S - SUAW-EL - CD 45

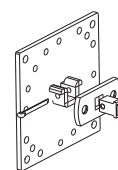


2204109



Staffa minimo ingombro
Minimum overall dimensions bracket

CONF. 5 PZ / PACK. 5 PCS

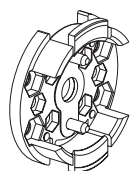


2204198



Staffa 100x100 per perno quadrato
100 x 100 bracket with two positions square pin

CONF. 5 PZ / PACK. 5 PCS



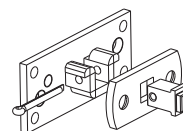
2204167



CLIPPO
Staffa clippabile per coppie alte
CLIPPO
Clipable bracket for high torques

CONF. 5 PZ / PACK. 5 PCS

NO ET-S

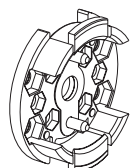


2204202



Staffa con culla per perno quadrato.
Interasse 48/60 mm
Bracket with two positions square pin
Centre to centre distance 48/60 mm

CONF. 5 PZ / PACK. 5 PCS



2204170



CLIPPO
Staffa clippabile per coppie basse (max 10 Nm)
CLIPPO
Clipable bracket for low torques (max 10 Nm)

CONF. 5 PZ / PACK. 5 PCS



Motori tubolari
Tubular motors


ET-S



Ø60 x 1,5 mm



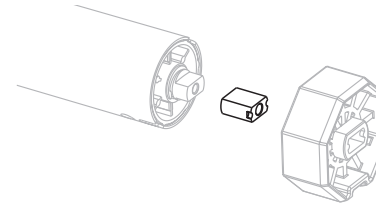
Corona e ruota / Crown and wheel



2204196

Adattatori per tubo avvolgitore ottagonale
Plastica
Adapters for octagonal rolling tube
Plastic

CONF. 5 PZ / PACK. 5 PCS



2204226

ET-S Interfaccia per adattatori ASA
ET-S interface for ASA adapters

CONF. 5 PZ / PACK. 5 PCS

Motori tubolari
Tubular motors


ETR - ETR-A 45 - LPS-R - CDE-R - LP&P - LP&S - SUAW-EL - CD 45 - CDE 45



Ø50 x 0,5 mm



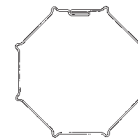
Corona e ruota / Crown and wheel



2204105

Adattatori per tubo avvolgitore ottagonale
Plastica
Adapters for octagonal rolling tube
Plastic

CONF. 5 PZ / PACK. 5 PCS



Ø60 x 0,7 mm



Corona e ruota / Crown and wheel



2204061

Adattatori per tubo avvolgitore ottagonale con spigoli rinforzati
Metallo
Adapters for octagonal with reinforced edges rolling tube - Metal

CONF. 5 PZ / PACK. 5 PCS



Ø60 x 1,5 mm



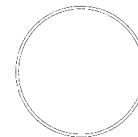
Corona e ruota / Crown and wheel



2204006

Adattatori per tubo avvolgitore ottagonale
Metallo
Adapters for octagonal rolling tube
Metal

CONF. 5 PZ / PACK. 5 PCS



Ø50 x 1,5 mm



Ruota / Wheel

2204009

Adattatore per tubo avvolgitore rotondo
Plastica
Adapter for round rolling tube
Plastic

CONF. 5 PZ / PACK. 5 PCS




Motori tubolari
Tubular motors

ETR - ETR-A 45 - LPS-R - CDE-R - LP&P - LP&S - SUAW-EL - CD 45 - CDE 45



Adattatori per tubo avvolgitore ottagonale
Metallo
Adapters for octagonal rolling tube Metal

CONF. 5 PZ / PACK. 5 PCS



Adattatori per tubo avvolgitore rotondo
Metallo
Adapters for round rolling tube Metal

CONF. 5 PZ / PACK. 5 PCS



Adattatori per tubo avvolgitore ottagonale per coppie fino a 30Nm
Plastica
Adapters for octagonal rolling tube for torques up to 30Nm tube - Plastic

CONF. 5 PZ / PACK. 5 PCS




Adattatori per tubo avvolgitore rotondo
Metallo
Adapters for round rolling tube Metal

CONF. 5 PZ / PACK. 5 PCS



Adattatori per tubo avvolgitore rotondo
Metallo
Adapters for round rolling tube Metal

CONF. 5 PZ / PACK. 5 PCS



Adattatori per tubo avvolgitore ZF
Plastica
Adapters for ZF profiled rolling tube Plastic

CONF. 5 PZ / PACK. 5 PCS



Adattatori per tubo avvolgitore rotondo
Metallo
Adapters for round rolling tube Metal

CONF. 5 PZ / PACK. 5 PCS



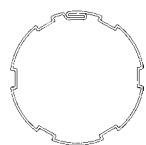
Adattatori per tubo avvolgitore ZF
Plastica
Adapters for ZF profiled rolling tube Plastic

CONF. 5 PZ / PACK. 5 PCS



Motori tubolari
Tubular motors

ETR - ETR-A 45 - LPS-R - CDE-R - LP&P - LP&S - SUAW-EL - CD 45 - CDE 45



Ø65 x 1,5 mm

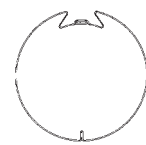


Corona e ruota / Crown and wheel

2200050

Adattatori per tubo avvolgitore scanalato
Metallo
Adapters for profiled rolling tube
Metal

CONF. 5 PZ / PACK. 5 PCS



LP Ø62 x 0,6 mm



Corona e ruota / Crown and wheel

2204007

Adattatori per tubo avvolgitore deprat - F2000
Plastica
Adapters for deprat rolling tube - F2000
Plastic

CONF. 5 PZ / PACK. 5 PCS



Ø54 x 0,5 mm



Corona e ruota / Crown and wheel

2204139

Adattatori per tubo avvolgitore ZF
Plastica
Adapters for ZF profiled rolling tube
Plastic

CONF. 5 PZ / PACK. 5 PCS



LP Ø89 x 1 mm



Corona e ruota / Crown and wheel

2200056

Adattatori per tubo avvolgitore deprat - F5039
Metallo
Adapters for deprat rolling tube - F5039
Metal

CONF. 5 PZ / PACK. 5 PCS



Ø78 x 1,5 mm



Corona e ruota / Crown and wheel

2204010

Adattatori per tubo avvolgitore con ogiva schiacciata
Metallo
Adapters for round with groove rolling tube - Metal

CONF. 5 PZ / PACK. 5 PCS



Ø78 x 1,5 mm



Corona e ruota / Crown and wheel

2204010

Adattatori per tubo avvolgitore con ogiva tonda - Metallo
Adapters for round with groove rolling tube - Metal

CONF. 5 PZ / PACK. 5 PCS



Ø70 x 1,5 mm



Corona e ruota / Crown and wheel

2204078

Adattatori per tubo avvolgitore con ogiva tonda - Plastica
Adapters for rolling tube with round groove - Plastic

CONF. 5 PZ / PACK. 5 PCS



Ø85 x 1,5 mm



Corona e ruota / Crown and wheel

2204138

Adattatori per tubo avvolgitore con ogiva tonda - Metallo
Adapters for round with groove rolling tube - Metal

CONF. 5 PZ / PACK. 5 PCS



Motori tubolari
Tubular motors

ETR - ETR-A 45 - LPS-R - CDE-R - LP&P - LP&S - SUAW-EL - CD 45 - CDE 45



Ø70 x 1,5 mm



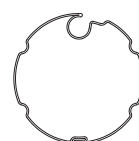
Corona e ruota / Crown and wheel



2204083

**Adattatori per tubo avvolgitore
con ogiva tonda 15mm - Metallo**
*Adapters for round with groove
rolling tube 15mm - Metal*

CONF. 5 PZ / PACK. 5 PCS



Ø63 x 0,8 mm



Corona e ruota / Crown and wheel



2204234

**Adattatori per tubo avvolgitore
ROLLER BAT - Plastica**
*Adapters for ROLLER BAT
rolling tube - Plastic*

CONF. 5 PZ / PACK. 5 PCS



Ø70 x 1,5 mm



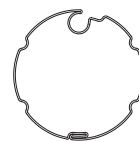
Corona e ruota / Crown and wheel



2204008

**Adattatori per tubo avvolgitore
con ogiva tonda - Metallo**
*Adapters for round with groove
rolling tube - Metal*

CONF. 5 PZ / PACK. 5 PCS



Ø70 x 0,9 mm



Corona e ruota / Crown and wheel



2204235

**Adattatori per tubo avvolgitore
ROLLER BAT - Plastica**
*Adapters for ROLLER BAT
rolling tube - Plastic*

CONF. 5 PZ / PACK. 5 PCS



Ø80 x 1 mm



Corona e ruota / Crown and wheel



2204236

**Adattatori per tubo avvolgitore
ROLLER BAT - Plastica**
*Adapters for ROLLER BAT
rolling tube - Plastic*

CONF. 5 PZ / PACK. 5 PCS